

# Winter Birds Art Reference Pages

Use these photo and line art pages as visual references when doing winter birds art projects.

Examples of projects:

Draw a Picture--



Make a pencil and crayon drawing that has a winter bird in the picture, along with part of a tree.

Make a mosaic--

Make a mosaic picture of a winter bird, by cutting small shapes out of colored paper, and gluing them onto a pencil-drawn bird.

Make a cut-out bird—

Draw a fairly large bird shape, on paper the color you wish the bird to be. Cut the big shape out, then Cut out smaller pieces and glue them on, for the beak, eye, legs and feet.





HOUSE FINCH



SPARROW



TUFTED TITMOUSE



SPARROW



YELLOWHAMMER



AMERICAN GOLDFINCH



BLUEJAY



JUNCO




GOLDFINCH



WREN



CARDINAL



ROBIN